







EVI -30°C DC Inverter Pool Heat Pump Heating Cooling							
Model			MGWE-09	MGWE-14	MGWE-17	MGWE-21	
Advised Pool Size			20m ³ - 40m ³	30m ³ - 60m ³	30m ³ - 70m ³	40m ³ - 80m ³	
Water Flow		m ³ /h	2 - 5	5 - 7	6 - 8	5 - 10	
Power Supply			220 - 240V~, 1Ph, 50Hz				
Air Temperature 26°C Water Outlet 26°C-28°C	Heating Capacity	kW	2.01 - 8.65	2.5-13.2	3.81-17.31	6.00-22.3	
	Power Input	kW	0.20 - 1.56	0.26-2.54	0.37-3.33	0.45-3.60	
	COP			10.23 - 5.54	9.61-5.20	10.3-5.2	13.3-6.20
Air Temperature 15°C Water Outlet 26°C-28°C	Heating Capacity	kW	1.23 - 7.06	1.83-10.09	3.6-14.52	4.80- 18.29	
	Power Input	kW	0.23 - 1.90	0.36-2.70	0.58-3.56	0.60- 4.03	
	COP			5.25 - 3.72	5.06-3.74	6.2-4.08	8.00- 4.54
Air Temperature 7°C, Water Outlet 26°C-28°C	Heating Capacity	kW	1.00- 5.98	1.80-7.24	2.9-10.1	4.10- 14.36	
	Power Input	kW	0.21- 1.75	0.38-2.05	0.52-2.46	0.55- 4.00	
	COP			4.71- 3.41	4.68-3.53	5.5-4.1	7.45- 3.59
Air Temperature 35°C Water Outlet 28°C-26°C	Cooling Capacity	kW	1.75-4.50	2.5-6.07	3.0-6.59	3.80-10.50	
	Power Input	kW	0.30-1.50	0.42-1.66	0.48-1.6	0.52-3.20	
	EER			5.83-3.00	5.95-3.66	6.2-4.12	7.30-3.28
Max. Power Input		W	2,185	2875	3850	4600	
Max. Current		A	9.5	12.5	17.5	20	
Water Pressure Drop		kPa	17	18	19	20	
Operational Temperature Range			-30°C - 43°C				
Refrigerant	Type		R32				
	Factory Charged	g	800	1300	1550	2,100	
GWP Value			675	675	675	675	
CO2 Equivalent			Tonne	0.5400	0.8775	1.0462	1.4175
Compressor	Model		EAQN108D22UFZA	EAPN150D42UFZ	EAPM240D57UMT	EAPF420D64UMU	
	Supplier		GMCC	GMCC	GMCC	GMCC	
	Type		DC Inverter	DC Inverter	DC Inverter	DC Inverter	
Air Side Heat-Exchanger	Type						
	Rows		1	2	2	2	
	Tube Diameter	mm	Φ9.52	Φ7	Φ9.52	Φ9.52	
	Fin Space	mm	1.6	1.8	1.8	1.8	
	Circuit		1	7	4	4	
Fan Motor	Fan Size (ΦD×H)		420*143*8-3K	420*143*8-3K	420*143*8-3K	460*152*12-4K	
	Motor Model		RDN34HZ	RDN34HZ	RDN34HZ	RDN80HL (DC310V 80W)	
	Motor Type		Brushless DC Motor	Brushless DC Motor	Brushless DC Motor	Brushless DC Motor	
Throttling Type							
Water Side Heat-Exchanger	Type						
	Diameter	mm	Φ110	Φ160	Φ160	Φ200	
	Titanium Tube (ΦD×L)		Φ12.7mmX0.6×5.5m	Φ12.7mmX0.6×12m	Φ12.7mmX0.6×15m	Φ19mm*0.6×15m	
Certificates			 CE	 FCC	 UKCA	 ISO	
Sound Pressure Level		dB(A)	47	48	50	53	
Water Pipe Connection	Inlet	mm	Φ50	Φ50	Φ50	Φ50	
	Outlet	mm	Φ50	Φ50	Φ50	Φ50	
Controller			LCD, Built-in Wifi	LCD, Built-in Wifi	LCD, Built-in Wifi	LCD, Built-in Wifi Module	
Water Resistance			IPX4	IPX4	IPX4	IPX4	
Dimension (L×D×H)	Unit	mm	855×285×660	990*345*670	990*345*670	1,090×415×720	
	Packing	mm	940×400×688	1120*450*845	1120*450*845	1200*490*760	
Weight	Net	Kg	40.5	53	57	75.5	
	Gross	Kg	51.5	70	73.7	94.5	
Remark:							
1. The specification may be changed for product improvement, please refer to the nameplate of product.							