





Model			MG-KS3.5 (1HP)	MG-KS5.5 (1.5HP)	MG-KS-7 (2HP)	MG-KS-10 (2.5HP)
AQUA SERIES Air to Water Heat Pump Household Water Heater						
Input power	A20/W55	kw	0.93	1.34	1.84	2.18
Heating capacity		kw	3.8	5.5	7.5	8.9
COP		-	4.09	4.10	4.08	4.08
Input power	A7/W35	kw	0.77	1.12	1.52	1.80
Heating capacity		kw	2.96	4.29	5.85	6.94
COP		-	3.85	3.84	3.86	3.86
Input power	A2/W35	kw	0.75	1.09	1.47	1.75
Heating capacity		kw	2.37	3.43	4.68	5.55
COP		kw/kw	3.17	3.16	3.18	3.18
Input power	A-7/W35	kw	0.72	1.05	1.42	1.69
Heating capacity		kw	1.90	2.75	3.74	4.44
COP		-	2.62	2.61	2.63	2.63
Rated current		A	4.4	6.4	8.8	10.4
Noise		db	45	45	48	48
Net weight		kg	43	48	53	53
Gross weight		kg	45	50	55	55
Max outlet water		°C	60			
Rated outlet water		°C	55			
Level of protection			IPX4			
Electric shock proof grade			I			
Inlet/outlet water pipe	mm		Internal thread DN20			
Compressor brand			Mitsubishi			
Controller			Mango Energy multiple function controller			
Evaporator			Hydropilic Aluminium foil and internal thread copper pipe heat exchanger			
Condenser			High efficiency shell and tube heat exchanger (copper tube)			
Internal water pump			Wilco water pump (Optional)			
High pressure switch			3.6/4.4MPa			
Low pressure switch			0.15/0.56MPa			
Working mode			heating mode			
Power supply			220V~240V/50Hz/1ph			
Package			Corrugated board case			
Cabibet			Galvanized sheet/ Spray coating/ white color			
Refrigerant			R410A			
Throttle unit			Capillary		Electric expansion valve	
Fan motor power/ quantity			30W*1	30W*1	45W*1	50W*1
L line		Mm2	1	1.5	2.5	2.5
Dimension		mm	934*283*550	934*283*550	934*283*550	1259*419*725
Packing dimension		mm	1045*293*560	1045*293*560	1045*293*560	1269*429*735

Remarks:

Working air temperature range:-7°C to 43°C

Rated working condition: dry-bulb temp: 20°C, wet-bulb temp: 15°C, cool water temp: 15°C, hot water temp:55 °C.

Guarantee:18months from leaving date